

X-HALF CUT N-TYPE serie TOPCon

565/580Wp
Power

TOPCon Cells

Bifacial


5400 PA
Snow Load

182x91mm
Cell Size

22.48%
efficiency

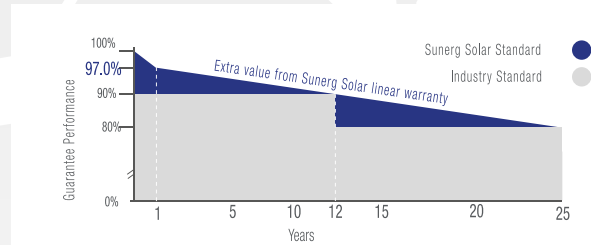
15years
product warranty

25years
linear warranty



X-HALF CUT N-Type serie TOPCON+ involves the introduction of a thin oxide layer between the metal contacts and the silicon wafer, which brings significant improvements in cell conversion efficiency and power generation performance.

LINEAR WARRANTY



- look warranty terms -

CORRESPOND TO

| UNI9177 | PV CYCLE | CE |

UNI EN ISO 9001:2008
UNI EN ISO 14001:2004
UNI EN BS OHSAS 18001:2007

| Quality management system
| Standards for environmental management system
| International standards for occupational health and safety

ELECTRICAL DATA (STC)		XMHCTQ565BFDG+H	XMHCTQ570BFDG+H	XMHCTQ575BFDG+H	XMHCTQ580BFDG+H
Open circuit Voltage	(Voc)	50.60 V	50.75 V	50.90 V	51.04 V
Voltage a Pmax.	(Vmp)	41.78 V	41.97 V	42.15 V	42.33 V
Short-circuit current	(Isc)	14.32 A	14.38 A	14.44 A	14.50 A
Current at Pmax.	(Imp)	13.53 A	13.59 A	13.65 A	13.71 A
Nominal Peak Power	(Pmax)	565 Wp	570 Wp	575 Wp	580 Wp
Module Efficiency		21.87%	22.07%	22.26%	22.45%
Power output tolerance				-0 / + 5	
Maximum voltage				1500 V	
Maximum series fuse rating				30 A	
Limiting reverse current				25 A	
Operating Temperature				- 40°C to + 85°C	
Irradiance 1000 w/m ² , temperature 25°C, AM= 1.5		Tolerance electric measurement and Power Output ±3%			

ELECTRICAL CHARACTERISTICS AT NOMINAL MODULE OPERATING TEMPERATURE (NMOT)

Peak Power	(Pmax)	427.8 W	431.6 W	435.4 W	439.2 W
Open Circuit Voltage	(Voc)	48.10 V	48.20 V	48.40 V	48.50 V
Short Circuit Current	(Isc)	11.57 A	11.62 A	11.67 A	11.71 A
MPP Voltage	(Vmp)	39.70 V	39.90 V	40.10 V	40.20 V
MPP Current	(Imp)	10.78 A	10.82 A	10.86 A	10.92 A

* Irradiance 800 w/m², ambient temperature 20°C, WS= 1 m/s

ELECTRICAL PARAMETERS AT BIFACIAL NAME PLATE IRRADIANCE (BNPI)

Peak Power	(Pmax)	622 W	627 W	633 W	638 W
Open Circuit Voltage	(Voc)	50.60 V	50.75 V	50.90 V	51.04 V
Short Circuit Current	(Isc)	15.68 A	15.93 A	16.00 A	16.07 A
MPP Voltage	(Vmp)	41.78 V	41.97 V	42.15 V	42.33 V
MPP Current	(Imp)	14.89 A	14.94 A	15.02 A	15.07 A


* Irradiance 1000 w/m², 135W/m² e 20°C, WS= 1 m/s

TEMPERATURE COEFFICIENT

Pmax Temperature Coefficient	-0.289%/ °C
Voc Temperature Coefficient	-0.244%/ °C
Isc Temperature Coefficient	0.045% / °C

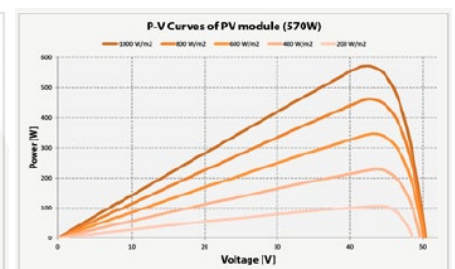
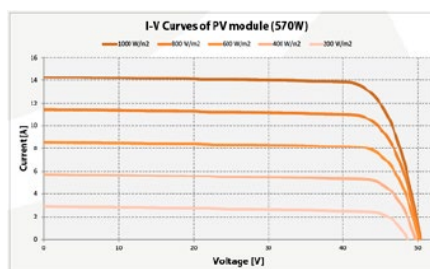
MECHANICAL DATA

Maximum Load	5400 Pa
Dimensions (mm)	2278 x 1134 x 35
Weight (Kg)	30
Solar cells type	N type Mono
No. solar cells	144 (6x24)
Dim. solar cells	182x91mm +/-1mm



GENERAL INFORMATION

Front Glass	Tempered solar glass 2.0 mm
Back Glass	Semi-tempered glass 2.0 mm
Frame	Anodized aluminum alloy, with twin-wall profile and drainage holes
Junction Box	IP68 Rated with 3 Bypass diodes
Output Cable	4.0mm², 1100mm length, MC4 compatible connectors



PACKING CONFIGURATION

Module per Pallet	31 pcs.
Modules per container 40'HQ	682 pcs.

Product properties not specified are at the sole discretion of Sunerg Solar Ltd. Sunerg Solar S.r.l. reserves the right to make changes to the technical data of the product without prior notice. The technical details of the form, although included with the utmost care, may contain errors or inaccuracies not attributable to Sunerg Solar S.r.l.